



QUEENSLAND ELECTION 2015

Essential Pro-Life

VOTING GUIDE

FAMILY LIFE INTERNATIONAL AUSTRALIA



HOW TO USE THIS GUIDE

The aim of this voter's guide is to help you to cast your vote in an informed manner consistent with your Christian faith. It will help you to avoid choosing candidates who endorse policies that cannot be reconciled with the moral norms once held by all Christians. Legislation with grave moral consequences, passed by the Queensland Parliament recently, is included in the voting records of each current sitting member. Pro-lifers were obviously obliged to oppose these legislative attacks against life and family.

The data in this 2015 Queensland voting guide is thin due to the extraordinary results in the 2012 election where the Liberal-National Party (LNP) won 78 out of a possible 89 seats! This means that more than 50% of the current sitting members were elected in 2012 - after the passage of the anti-life bills detailed below. Since the 2012 election there has only been one significant piece of legislation, which was an amendment to the 2011 Civil Unions Bill. (See back of this guide for details).

- 1. Cloning 2007** – An Act that legalised the cloning of 'surplus' IVF created embryos and shamefully brought Queensland into line with federal and state parliaments.
- 2. RU486 2009** – An Amendment to Section 282 of the Criminal Code that extended the practice of 'lawful surgical abortion' to also include 'medical abortion' (e.g. drugs, poisons). This followed advice from the Australian Medical Association and concerned abortionists that the abortion pill (RU486) was rendered illegal in Queensland because the Criminal Code in conjunction with the common law only protected doctors doing 'surgical abortions'. It should not be forgotten that only one member voted against this amendment.
- 3. Surrogacy 2010** – An Act to legalise 'altruistic surrogacy' where the intended parent/s were either single, de facto, married or homosexual.
- 4. Civil Unions 2011** – An Act to grant 'marriage like' privileges to homosexual partners who wanted their relationship officially registered and approved by the state.

SINGLE HOUSE PARLIAMENT

There are 89 seats in Queensland's Legislative Assembly (lower house). Queensland has the distinction of being Australia's only 'unicameral' State Parliament (i.e. it does not have an upper house). The Legislative Council was abolished in 1922 when the Government of Ted Theodore had a 'suicide squad' of Councillors appointed to the upper house to vote themselves out of existence. This has meant the party receiving a majority of seats in the lower house has a nearly unrestricted ability to pass legislation in Government because it only has to be approved by the Legislative Assembly.

OPTIONAL PREFERENTIAL VOTING



Since 1992 Queenslanders have been able to choose whether to direct preferences. The three options open to a Queensland voter are to: **(1)** vote for one candidate only **(2)** vote for *some* candidates in descending order of preference **(3)** number all of the boxes in descending order of preference. If a voter exercises options 1 or 2 their vote may be 'exhausted' (i.e. not counted) if their candidate/s are eliminated early. However, in a seat where there is an undesirable candidate and there are two or more 'better candidates', it may be prudent to put numbers next to *all* of the superior candidates to prevent the worst candidate from winning the seat. **IMPORTANT:** If you are leaving any boxes blank at least place a 1 next to your favourite candidate AND a number next to all of the candidates who have a chance of beating the strongest anti-life candidate. By only placing a 1 next to your preferred candidate your vote could be exhausted early and effectively won't count.

THE 'CONSERVATIVE' SIDE OF QUEENSLAND POLITICS


In July 2008, in response to the ALP's introduction of optional preferential voting, the separate Queensland divisions of the Liberal Party and the National Party (formerly the Country Party) merged to create a single Liberal-National Party (the LNP). Compelling arguments were made at the time both for and against the merger. One consequence of the merger is that Liberals and Nationals no longer formally compete against one another during elections (or more precisely these battles have been brought inside the LNP so that endorsed candidates have a 'free run' against Labor). This attempt to unify, or perhaps gloss over, differences within the non-Labor movement in Queensland was complicated by the registration of Katter's Australian Party (KAP) in 2011. In seats where the pro-life credentials of both a KAP and an LNP candidate can be ascertained, consideration should be given to at least numbering each of their boxes, according to your preference, rather than allowing the vote to be exhausted, which could really be a win for the vehemently anti-life candidate.



KEY

- X** - Signifies that the member voted anti-life on the particular piece of legislation
- O** - Signifies that the member voted pro-life on the particular piece of legislation
-  EMILY'S List
-  PGPD (Parliamentary Group for Population & Development)

CIVIL UNIONS 2011
 SURROGACY 2010
 RU486 2009 *
 CLONING 2007

ELECTORATE	NAME	PARTY	ELECTED	MARGIN	NOTE				
Albert	BOOTHMAN, Mark	LNP	2012	11.9%					
Algester	SHORTEN, Anthony	LNP	2012	9.1%					
Ashgrove	NEWMAN, Campbell	LNP	2012	5.7%	Premier				
Aspley	DAVIS, Tracy	LNP	2009	21.7%		O	O	X	
Barron River	TROUT, Michael	LNP	2012	9.5%					
Beaudesert	CRAUSE, Jon	LNP	2012	22.3%					
Brisbane Central	CAVALLUCCI, Robert	LNP	2012	4.9%					
Broadwater	BARTON, Verity	LNP	2012	11.3%					
Buderim	DICKSON, Steve	LNP	2006	26.0%		O	O		X
Bulimba	DILLAWAY, Aaron	LNP	2012	0.1%					
Bundaberg	DEMPSEY, Jack	LNP	2006	18.2%		O	O	X	O
Bundamba	MILLER, Jo-Ann	ALP	2000	1.8%		O	X	X	O
Burdekin	MENKENS, Rosemary	LNP	2004	17.4%	Retiring	O		X	O
Burleigh	HART, Michael	LNP	2012	11.0%					
Burnett	BENNETT, Stephen	LNP	2012	17.4%					
Cairns	KING, Gavin	LNP	2012	8.9%					
Callide	SEENEY, Jeff	LNP	1998	13.5%		O	O	X	X
Caloundra	McARDLE, Mark	LNP	2004	21.2%		O	O	X	O
Capalaba	DAVIES, Steve	LNP	2012	3.7%					
Chatsworth	MINNIKIN, Steve	LNP	2012	14.1%					
Clayfield	NICHOLLS, Tim	LNP	2006	20.6%		O	O	X	X
Cleveland	ROBINSON, Mark	LNP	2009	18.1%		O	O	X	
Condamine	HOPPER, Ray	KAP	2001	20.1%		O	O	X	O
Cook	KEMPTON, David	LNP	2012	3.4%					
Coomera	CRANDON, Michael	LNP	2009	23.3%		O	O	X	
Currumbin	STUCKEY, Jann	LNP	2004	20.2%		O	O	X	X
Dalrymple	KNUTH, Shane	KAP	2004	15.2%		O		X	O
Everton	MANDER, Tim	LNP	2012	13.2%					
Ferny Grove	SHUTTLEWORTH, Dale	LNP	2012	9.5%					
Gaven	DOUGLAS, Alex	Ind	2006	19.1%		O	O	X	
Gladstone	CUNNINGHAM, Liz	Ind	1995	14.0%	Retiring	O	O	O	O
Glass House	POWELL, Andrew	LNP	2009	20.4%		O	O	X	
Greenslopes	KAYE, Ian	LNP	2012	2.5%					
Gregory	JOHNSON, Vaughan	LNP	1989	25.5%	Retiring	O	O	X	O
Gympie	GIBSON, David	LNP	2006	17.3%	 Retiring	O	O	X	O
Hervey Bay	SORENSEN, Ted	LNP	2009	21.7%		O	O	X	
Hinchinbrook	CRIPPS, Andrew	LNP	2006	18.9%		O	O	X	O
Inala	PALASZCZUK, Anastacia	ALP	2006	6.9%	Opposition	X	X	X	X
Indooroopilly	EMERSON, Scott	LNP	2009	19.5%		O	O	X	
Ipswich	BERRY, Ian	LNP	2012	4.2%					
Ipswich West	CHOAT, Sean	LNP	2012	7.2%					
Kallangur	RUTHENBERG, Trevor	LNP	2012	12.4%					
Kawana	BLEIJIE, Jarrod	LNP	2009	26.3%		O	O	X	
Keppel	YOUNG, Bruce	LNP	2012	6.4%					




* The RU486 2009 amendment was supported by both the ALP and the Opposition. Only Independent Liz Cunningham spoke against the legislation and because both major parties rushed it through with no audibal dissent in their ranks, the Bill was carried on the voices (i.e. no actual vote was recorded in Hansard). An **X** indicates the Member's presence in the Parliament on 3rd September 2009 and their failure to oppose the RU486 Bill.

CIVIL UNIONS 2011
SURROGACY 2010
RU486 2009 *
CLONING 2007


ELECTORATE	NAME	PARTY	ELECTED	MARGIN	NOTE				
Lockyer	RICKUSS, Ian	LNP	2004	18.8%		O	O	X	X
Logan	PUCCI, Michael	LNP	2012	4.8%					
Lytton	SYMES, Neil	LNP	2012	1.6%					
Mackay	MULHERIN, Tim	ALP	1995	0.5%	Retiring	X	X	X	
Mansfield	WALKER, Ian	LNP	2012	11.1%					
Maroochydore	SIMPSON, Fiona	LNP	1992	20.9%		O	O		O
Maryborough	MADDERN, Anne	LNP	2012	0.3%					
Mermaid Beach	STEVENS, Ray	LNP	2006	26.0%		O	O	X	X
Mirani	MALONE, Ted	LNP	1994	11.2%	Retiring	O		X	O
Moggill	FLEGG, Bruce	LNP	2004	23.9%	Retiring	O	O	X	O
Morayfield	GRIMWADE, Darren	LNP	2012	5.6%					
Mount Coot-tha	RICE, Saxon	LNP	2012	5.4%					
Mount Isa	KATTER, Rob	KAP	2012	10.0%					
Mount Ommaney	SMITH, Tarnya	LNP	2012	16.5%					
Mudgeeraba	BATES, Ros	LNP	2009	25.9%		O	O	X	
Mulgrave	PITT, Curtis	ALP	2009	1.1%		X	X	X	O
Mundingburra	CRISAFULLI, David	LNP	2012	10.2%					
Murrumba	GULLEY, Reg	LNP	2012	9.5%					
Nanango	FRECKLINGTON, Deb	LNP	2012	9.0%					
Nicklin	WELLINGTON, Peter	Ind	1998	4.9%		X	O		O
Noosa	ELMES, Glen	LNP	2006	25.5%		O	O	X	O
Nudgee	WOODFORTH, Jason	LNP	2012	3.1%					
Pine Rivers	HOLSWICH, Seath	LNP	2012	13.7%					
Pumicestone	FRANCE, Lisa	LNP	2012	12.1%					
Redcliffe	D'ATH, Yvette	ALP	2014	7.1%					
Redlands	DOWLING, Peter	LNP	2009	21.1%	Retiring	O	O	X	
Rockhampton	BYRNE, Bill	ALP	2012	3.9%					
Sandgate	MILLARD, Kerry	LNP	2012	2.9%					
South Brisbane	TRAD, Jacque	ALP	2012	4.7%					
Southern Downs	SPRINGBORG, Lawrence	LNP	1989	30.4%		O	O	X	O
Southport	MOLHOEK, Rob	LNP	2012	14.7%					
Springwood	GRANT, John	LNP	2012	15.4%					
Stafford	LYNHAM, Anthony	ALP	2014	12.0%					
Stretton	OSTAPOVITCH, Freya	LNP	2012	9.6%					
Sunnybank	STEWART, Mark	LNP	2012	10.2%					
Surfers Paradise	LANGBROEK, John-Paul	LNP	2004	29.5%		O	O	X	X
Thuringowa	COX, Sam	LNP	2012	6.7%					
Toowoomba North	WATTS, Trevor	LNP	2012	9.6%					
Toowoomba South	McVEIGH, John	LNP	2012	21.6%					
Townsville	HATHAWAY, John	LNP	2012	4.8%					
Warrego	HOBBS, Howard	LNP	1986	28.1%	Retiring	O		X	X
Waterford	LATTER, Mike	LNP	2012	1.0%					
Whitsunday	COSTIGAN, Jason	LNP	2012	10.7%					
Woodridge	SCOTT, Desley	ALP	2001	5.8%	Retiring	X	X	X	X
Yeerongpilly	GUDGE, Carl	Ind	2012	1.4%					

EMILY'S LIST MPs


Jo-Ann Miller (ALP)




Seat of Bundamba
ALP Margin of 1.8%



Jacqui Trad (ALP)



Seat of South Brisbane
ALP Margin of 4.7%



Desley Scott (ALP)



~~Retiring~~
Seat of Woodridge
ALP Margin of 5.8%



EMILY's List is an acronym which stands for 'Early Money Is Like Yeast'. It is a group that raises funds for radically pro-abortion female candidates, exclusively for the Labor Party. If elected, all members of the List are obliged to support pro-abortion legislation.

Emily's List has now been operating for 18 years. In that time, over 160 of these pro-abortion politicians have been inserted into Australia's halls of power at both state and federal levels.

In recent years, the string of elections that swung against Labor, consequently took its toll on the Emily's faction – never more dramatically than in Queensland in the 2012 election where 11 sitting Emily's MPs was reduced down to 3. In the Labor 'blood-bath' one Lister who narrowly held her seat was (ex) Premier Anna Bligh – who promptly resigned. It is interesting to note that the Labor candidate selected to run in the subsequent by-election was Jacqui Trad – a member of Emily's List! N.B. It is not uncommon to see safe Labor seats held by resigning senior Emily's members, handed on a platter (via Labor party pre-selection) to upcoming members of the List.

Our opponents in this struggle for life never take a setback without redoubling their efforts. In the recent Victorian election they ran the largest field of candidates to date, and consequently enjoyed a record victory with a total of 22 Emily's women elected!

Emily's List is now pushing hard within the Labor Party to establish a mandatory 50% pre-selection for women, and with more and more women MPs accepting the funding and conforming to the ideology of the List, it could mean that Emily's could easily grow from its current average of 13% of our legislatures to something closer to 30%.

It is therefore hard to avoid the conclusion that the Emily's List Labor faction presents a far more serious threat to the pro-life cause than the Greens ever could. The Greens cannot hope to be anything but a minor party – Emily's List would be the same if it went it alone on its extreme ideology. However, Emily's List will grow far stronger and go largely undetected by the public, embedded like a parasite into its host (the Labor Party) masking the full extent of its ideology under the politically correct guise of equal representation for women.

Being that this upcoming Queensland election was called by Campbell Newman so suddenly there is no information available to date as to which new Labor candidates are members of the List. However, if a candidate is Labor and female there is a good chance she is...in the Victorian election 27 lower house candidates were Listers ie. over 60% of the pre-selected Labor women!

CIVIL UNIONS IN QLD

In 2011, Deputy Premier Andrew Fraser (ALP) introduced a private member's bill to legalise civil partnerships, which would allow same-sex relationships to be officially registered in Queensland and would allow the option of an official ceremony. Fraser was criticised by the LNP, who claimed his bill was a political stunt designed to win Greens preferences in his electorate of Mt Cootha. The ALP members were granted a conscience vote. The LNP members were denied a conscience vote and voted as a bloc against it. They were joined in opposition by the cross-bench, except for the member for Nicklin, Peter Wellington. The legislation brought Queensland in line with Tasmania, Victoria, ACT and NSW.

The ALP knew that things were not looking good with the imminent 2012 election, and Civil Unions quickly became a hot election issue. Katter's Australian Party proposed a full repeal of the civil partnership law, and were criticised for a advertisements attacking the newly appointed leader of the LNP Campbell Newman for his personal support for same-sex marriage. Despite his personal views, Campbell Newman promised that, once elected, the LNP would repeal the law. Then after taking office Newman stated that repealing the laws after couples had already entered into civil partnerships would create an 'unacceptable and intolerable situation', and so he promised to do nothing.

However, in June of 2012, Newman announced that, rather than repeal the legislation, it would be amended to remove aspects that 'mimicked marriage'.

The *Civil Partnerships and Other Legislation Amendment Bill 2012* was easily passed with LNP members voting as a bloc. They were opposed by the six present ALP members, and Peter Wellington. Pro-life MP Liz Cunningham also voted *against* the bill as she wanted a *full* repeal of the law, while the two Katter's Australian Party members, who shared her position, abstained.

Apart from renaming the legislation to the Relationships Act 2011, other changes included: replacing civil partnerships with 'registered relationships'; amending the termination procedure, so that instead of seeking a order from the District Court, an application would be lodged with the Registrar of Births, Deaths and Marriages, thereby reducing the similarities with obtaining a divorce; and repealing the option of state-sanctioned ceremonies.